

TUG Model MA Baggage Tractor



The MA is a time-tested, field proven tow tractor with 3,000 to 6,000 pounds (1,362 to 2,722 kg) drawbar pull.



Standard Features

- Recessed LED headlights
- Combination LED tail and stop lights
- Automatic transmission
- Seat belts
- Non-slip surface on floor boards
- Non-slip surface on brake pedal
- Engine speed governor
- Adjustable over center park brake lever
- Front, rear & side reflectors

Optional Features

- Cab
- Overhead guard
- Fuel gauge on instrument panel
- Backup alarm
- Snow plow
- Charlyn hydraulic steering
- Additional hitches to fit customer specifications

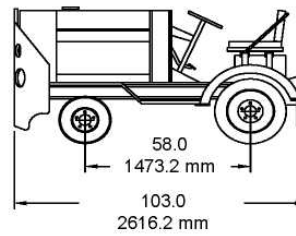
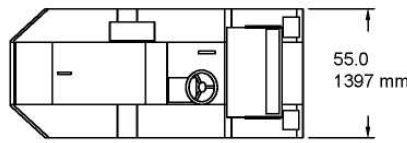
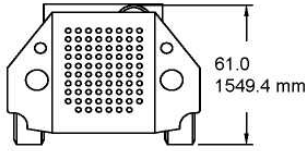
General Information

The TUG MA is offered in diesel, gas, or Liquid Petroleum (LP).



+1.770.422.7230

www.tugtech.com
1995 Duncan Dr. NW | Kennesaw | GA 30144
sales@tugtech.com



DIMENSIONS

Length excluding coupler.....	103" (2616.2 mm)
Width.....	55.0" (1397.0 mm)
Height less cab.....	61" (1549.4 mm)
Height with cab.....	82.5" (2095.5 mm)
Wheelbase.....	59" (1498.6 mm)
Minimum ground clearance.....	6.5" (165.1 mm)
Steer axle under clearance.....	7.8" (198.12 mm)
Frame under clearance.....	10" (254.0 mm)
Turning radius.....	115" (2921.0 mm)
Maximum governed speed.....	15 mph (24.14 kph)

DRAWBAR PULL BY MODEL

MODEL	DRAWBAR PULL	GVW
MA30	3000 LB (1362 KG)	3750LB (1701 KG)
MA40	4000LB (1816 KG)	5000LB (2268 KG)
MA50	5000 LB (2268 KG)	6250LB (2835 KG)
MA60	6000 LB (2722 KG)	7500LB (3402 KG)

ENGINE OPTIONS

Ford DSG-425 EFI Gasoline

Type.....	Water-cooled, EFI, 4 Cylinder
Fuel.....	Gas
Displacement.....	153 CID (2.5L)
Governed rpm with full load.....	2600
Net brake hp at governed rpm.....	69 (52 kW)
Torque at 3200 rpm.....	143 lb ft (194 Nm)

Perkins 1104C-44 Diesel

Type.....	Water-cooled, direct injected, in-line, 4 cylinder
Fuel.....	Diesel or Jet A (with additive)
Displacement.....	269 CID (4.4 L)
Governed rpm with full load.....	2400
Net brake hp at governed rpm.....	86 (64kW)
Torque at 1400 rpm.....	222 lb ft (302 Nm)

Deutz D2011L04 Diesel (EXPORT ONLY)

Type.....	Oil-cooled, direct injected in-line, 4 cylinder
Fuel.....	Diesel or Jet A
Displacement.....	189 CID (3.1 L)
Governed rpm with full load.....	2500
Net brake hp at governed rpm.....	49 (36.5 kW)
Torque at 1700 rpm.....	140 lb ft (190 Nm)

Kubota V3600-E3B Tier III Interim Tier IV

Type.....	Vertical 4-cycle water cooled, 4 Cylinder
Fuel.....	Diesel
Displacement	220.9 CID (3.6 L)
Governed rpm with full load.....	2600
Net brake hp at governed rpm.....	66.8 (49.8 kW)
Torque at 1700 rpm.....	162 lb ft (220Nm)

DEUTZ D2.9L DIESEL

Type.....	Water-cooled, Common rail, in-line 4 cylinder
Displacement	(177 CID) (2.9L)
Governed RPM with full load.....	2600
Net brake hp @ governed rpm.....	49 (36.5kw)
Torque @ 1600 rpm.....	108 ft-lb (146nm)
Fuel.....	Ultra Low Sulfur Diesel Fuel only

TRANSMISSION

Type.....	Ford industrial 3-speed automatic transmission w/torque converter
-----------	---

DRIVE AXLE

Type.....	Heavy-duty 6,000 lb capacity axle with drop box
-----------	---

DRIVE SHAFT

Type.....	Double universal, sliding spline coupling
-----------	---

ELECTRICAL SYSTEM

Type.....	12 V, negative ground
Alternator	91 A

COOLING SYSTEM

Engine.....	15 qt (14.2 L)
Heavy-duty radiator and fan	
Transmission.....	Radiator cooled

FUEL SYSTEM

Fuel Cell Capacity	15.5 U.S. gal (58.67 L)
Fuel options.....	Gasoline, diesel or LP

BRAKES SYSTEM

Service	4-wheel disc with hydraulic power assist and dual master cylinder
Parking.....	Lever-operated drum type

STEERING SYSTEM

Type.....	Ball and screw gearbox, heavy-duty front steer axle with inclined king pins, bushings and bearings
-----------	--

SUSPENSION

Front.....	Leaf springs
Rear.....	Rubber mount

TIRES (MA30-50)

Front.....	6.9 x 9, 6-ply rating
Rear.....	8 x 16.5, 8-ply rating

TIRES (MA60)

Front.....	6.5 x 10 TT, 6-ply rating
Rear.....	9.5 x 16.5, 8-ply rating

HITCH

Standard.....	E hitch
---------------	---------

OTHER OPTIONS AVAILABLE

- Instruments
- Diesel Powered
- Water temperature, Oil pressure, Ammeter, •
- Hour meter
- Gasoline Powered
- Hour meter
- Engine Performance Module (EPM) Indicator light



Contract Holder
Contract GS-07F-0507N



Heavy Equipment Procurement Program
Contract SPM8EC-12-D-0005

Specifications are subject to change without notice. Models shown may include optional features.

MA/1290, Rev. 3/14

+1.770.422.7230

www.tugtech.com

1995 Duncan Dr. NW | Kennesaw | GA 30144

sales@tugtech.com